

Accessing Your Free Equifax Credit Report

1. [Click here to access your free Equifax credit report online.](#)
2. Click the "Get Started" button.

Equifax® Consumer Credit Report

You are able to access your Equifax consumer credit report and score at no charge, as required by consumer reporting legislation. You can:

- See your credit report online and print a copy (updated once per month)
- See your credit score online (updated once per month)
- Activate a Credit Lock (Quebec residents only)

[Get Started](#)



3. If you don't already have an Equifax account you will be prompted to provide some personal information to create one.

Note: Providing your Social Insurance Number is optional, though it might help to verify your identity.

Already have an account? [Login](#)

1. Profile Information

Details All fields are required (except where noted)

First name

Last name
Date of birth (YYYY/MM/DD)
Mobile number

We may text you to verify your identity. Message and data rates apply.

Social Insurance Number (optional)

Your Social Insurance Number helps us locate your credit report and verify your identity.

Once you fill in the required fields to create your account, you will reach a section titled "Complete Order".


Click on the "Sign Me Up" button to proceed.

3. Complete Order

We've created a myEquifax account for:
[REDACTED]@gmail.com
Use this account to manage your product.

Now, let's complete your order.

Your product

 **Equifax® Consumer Credit Report**


- Stay in the know with access to your Equifax credit score refreshed monthly
- Feel credit confident with access to your Equifax credit report refreshed monthly

For residents of Quebec, identity theft insurance is not available for new purchases. See [Terms of Use](#)

SIGN ME UP


4. Next you will see a screen informing you that you've been enrolled in the "Equifax Consumer Credit Report" free subscription.

Scroll down and click "View My Product" to access your account dashboard.



Thank you for your order!


You're enrolled [Print this page](#)

 **Equifax® Consumer Credit Report**

Your subscription

FREE

Explore your product



Begin exploring your Equifax® Consumer Credit Report product now.

VIEW MY PRODUCT

5. From the dashboard you can:
 - a. Select "Credit Score" to get a breakdown of factors affecting your credit score
 - b. **Select "Credit Report"** to view details about the credit report.

The screenshot shows the Equifax dashboard. On the left is a navigation menu with 'Home', 'YOUR CREDIT', 'Credit Score', 'Credit Report' (highlighted with a red box), and 'Products for You'. The main content area is titled 'Welcome, [redacted]'. It features a large circular graphic with the Equifax logo and a credit score of 807, labeled 'Excellent'. Below the score, it says 'UPDATED 2024/12/16' and '300 900'. A message reads 'This is an Equifax credit score.' and 'Welcome to Equifax® Consumer Credit Report!'. A refresh icon and text state 'Your next credit score will be available in 3 days.' with a 'View credit score details' link. To the right is the 'EQUIFAX CREDIT REPORT SUMMARY' section, showing 'Total lines of credit: 2' and 'Credit utilization: 23%'. It is updated '2024-12-16' and has a 'View your Equifax credit report' link.

6. Click the "PDF Download / Print" button to download a PDF version of your report.

Please send this PDF report via text or email to your Sands & Associates representative.

The screenshot shows the 'Personal Info' section of the Equifax dashboard. The left navigation menu includes 'Home', 'YOUR CREDIT', 'Credit Score', 'Credit Report', 'Personal Info' (highlighted), 'Accounts', 'Bank Information Reported', 'Inquiries', 'Public Records', 'Secured Loans', 'Equifax Contact History', 'Contact TransUnion', and 'Products for You'. The main content area is titled 'Personal Info' and includes a 'Credit report date' dropdown set to '2024/12/16'. A red box highlights a 'PDF DOWNLOAD / PRINT' button. Below this is the 'Identification' section, which contains a form with fields for 'First and Last Name', 'Personal File Number', 'Date of Birth', and 'Social Insurance Number'. The 'Phone Number Reported' section is also visible, with sub-sections for 'Mobile', 'Work', 'Home', and 'Other', each containing a redacted phone number.